



RESCUE SYSTEMS INC.

SPEARHEADING TECHNICAL RESCUE
AND INDUSTRIAL GEAR

QUALITY

PROUD AMERICAN

RSI is proud to offer a full line of high quality products from many other well known manufacturers. Contact us today for product offerings to fit your needs. Our vendors include but are not limited to the following brands:



Rescue Systems, Inc. offers a variety of pulleys. Known for their quality, our flagship products have withstood the tests of time.

In the ever changing rescue world, you can count on RSI pulleys for dependability and simple, easy to use designs.

RSI RESCUE PULLEYS
RSI KNOT PASS PULLEYS
RSI MULTIPLE SHEAVE PULLEYS

PULLEYS

RSI Rescue Pulleys are designed for ropes through 5/8" diameter. Ultra lightweight sheave can be fitted with bushing or roller bearing. Rotating high strength alloy aluminum sideplates allows placement anywhere on rope. Triangular rigging hole accepts up to three 13mm carabiners. Special design of this rigging hole prevents the user from having to "sideload" a carabiner when multiple carabiners are required.

RSI Wide Knot Passing Pulleys will pass knots in ropes up to 7/16" and 5/8" diameter depending on which style you choose. Constructed of high strength alloy aluminum with rotating sideplates. These pulleys can be placed on a rope at any point.

RSI Multiple Sheave Pulleys are designed for use in two-rope hauling/lowering systems or in multiple pulley mechanical advantage systems. Crafted from high strength alloy aluminum, each pulley features rotating side plates and are available with different sheave sizes.





RSI 1" Rescue Pulley : RP1

Color: Black

Designed for 7/16" ropes, but will fit through 1/2" diameter.

Dimensions: 3 1/8" X 1 1/2".

M.B.S.: 6,000 lbf. Weight: 3.1 oz.

W.L.L. 600 lbs.



RSI 2" Rescue Pulley : RP2

Color: Blue

M.B.S.: 10,000 lbf. Weight: 8 oz.

Pitch Dia.: 1.5". W.L.L. 1,000 lbs.



RSI 3" Rescue Pulley : RP3

Color: Orange

M.B.S.: 10,000 lbf. Weight: 14 oz.

Pitch Dia.: 2.3"

W.L.L. 1,000 lbs.



RSI 4" Rescue Pulley: RP4

Color: Gold

M.B.S.: 10,000 lbf. Weight: 26 oz.

Pitch Dia.: 3.5". W.L.L. 1,000 lbs.



RSI Knot Pass Pulley: KPP3

Color: Red

Will pass knots in ropes up to 7/16" diameter.

Features a larger diameter sheave (2 3/4" diameter x 2" width) with bushing.

M.B.S.: 10,000 lbf. Weight: 18 oz.

Pitch Dia.: 2". W.L.L. 1,000 lbs.



RSI Wide Knot Pass Pulley: KPP4

Color: Gold

Passes knots in ropes through 5/8" diameter.

4" diameter by 3" wide pulley sheave with bushing. Will accommodate ropes up to 2" diameter.

M.B.S.: 9,000 lbf. Weight 56 oz.

Pitch Dia.: 2.75". W.L.L. 900 lbs.



RSI 3" Double Sheave Pulley: DS3

Color: Red

Features two 2 3/4" diameter x 7/8" wide sheaves. Main rigging point is constructed to accommodate three rescue carabiners. Accepts through 5/8" lines.

M.B.S.: 12,000 lbf. Weight: 24 oz. W.L.L. 1,200 lbs.



RSI 4" Triple Sheave Pulley: TS4

Color: Gold

Designed for ropes through 5/8" diameter. Can be reaved at any point on the line. 5:1 triple over double block and tackle system possible when used in conjunction with the RSI 3" Double Sheave Pulley with becket. Triple carabiner rigging point.

M.B.S.: 15,000 lbf. Weight: 56 oz. Pitch Dia.: 3.5". W.L.L. 1,500 lbs.



RSI 3" Double Sheave Pulley With Becket: DS3CB

Color: Red.

Same specifications as RSI 3" Double Sheave Pulley. Pitch Dia.: 2.3". M.B.S.: 12,000 lbf.

Weight 24 oz. W.L.L. 1,200 lbs.



RSI 2" Double Sheave Pulley With Becket: DS2CB

Color: Red


This compact double sheave pulley is designed for 7/16" to 1/2" diameter ropes. M.B.S.: 8,000 lbf.

Weight: 14 oz. Pitch Dia.: 1.9". W.L.L. 800 lbs.



Rescue Systems, Inc. offers a variety of pulleys. Known for their quality, our flagship products have withstood the tests of time.

In the ever changing rescue world, you can count on RSI pulleys for dependability and simple, easy to use designs.



Specialty Pulleys
Steel Cable pulleys

PULLEYS

RSI Rigging Pulleys feature 3 separate rigging holes and a unique delta shape. The RSI triangular top rigging hole accepts multiple carabiners. The other holes allow ascenders, etc. to be suspended below the pulley.

RSI Holoshaft Pulleys are designed with a large 3 1/2" sheave that fits ropes up to 5/8" diameter. RSI's exclusive tri- lobe rigging hole fits 3 large rescue carabiners. The 2" bearing provides the highest efficiency in the industry. The 1 3/4" bore of the axle allows X-large carabiners, slings, ropes, etc. to fit through the center of the pulley.

RSI Steel Cable Pulleys are available in two different sizes to fit your needs. One of our steel cable pulleys is designed for a 3/16" cable. This pulley has a groove cut specifically for the proper guidance and support for a 3/16" diameter cable. The sheave diameter allows for long term use without cable damage. The 3/8" model is specially designed to roll on a steel cable and when used as a trolley pulley, the design prevents the pulley from flipping over and riding on the sheave. Both are made of stainless steel, with a stainless steel sheave, to last outdoors for years.

RSI T.R.A.M. Pulleys are Tandem Rigging Advanced Model pulleys that are designed for smooth rolling on traverse lines. The tandem design reduces the uneven movement of single roller pulleys. The design provides flexibility in attachment methods. Extremely high strength and built-in redundancy. All stainless steel parts with roller bearings.



RSI Rigging Pulley: RGP2

Color: Purple

Pitch diameter 2.0", for 7/16" to 1/2" rope.

M.B.S.: 8,000 lbf. Weight: 12 oz. W.L.L. 800 lbs.



RSI 3 1/2" Holoshaft Pulley: HS3S

Color: Orange

M.B.S. 10,000 lbf. Weight: 12 oz.





RSI Steel Cable Pulleys: SST316/SST38

Color: Stainless

3/16" : M.B.S.: 10,000 lbf.

W.L.L. 1,000 lbs.

3/8" : M.B.S.: 10,000 lbf.

W.L.L. 1,000 lbs.




RSI T.R.A.M. Pulley: DST38

Color: Stainless

Weight: 80 oz. M.B.S.: 10,000 lbf.

W.L.L. 1,200 lbs.



Rescue Systems, Inc. offers high quality rigging solutions. Included in our flagship products , these designs compliment the rest of our hardware. Strength and design are what make our products stand apart in the industry.



Anchor Plates
Omni Slings

RSI Rigging Plate has the extra fifth hole needed for stretcher operations. The exclusive central slot can be used as a brake plate for 1/2" and 7/16" ropes. It also works with 1 3/4" webbing straps. Over 11,000 lbf. between any 2 holes.

RSI Omni Slings are comprised of a unique webbing which is constructed with 2" long slots separated by 1" of solid webbing. This makes OMNI-SLING the ONLY rigging anchor slings that have a separate rigging point every 3 inches. Rigging slots are actually woven into the original webbing construction-NOT sewn. Sewn "daisy chain" rigging loops often fail at the stitch points below the sling's rated strength (most sewn "daisy chains" utilize 1" tubular webbing with a tensile strength of 4,000 lbs.). The webbing used in OMNI-Sling has an ultimate tensile strength of 10,000 lbf. Tensile strength in the slots is 5,000 lbf. OMNI-Sling exceeds all standards and regulations for one person life support lines. When looped like a basket hitch, OMNI-Sling meets two person load requirements.

RIGGING



RSI Anchor Plate: APLATE

Colors: Orange or Black


Weight: 8 oz. Size: 6" x 7"

RSI Omni Sling: OSOR-OSBL


Colors: Orange or Black

Standard and Custom Lengths available

Weight: 1.2 oz./ft. W.L.L. 500 lbs.



Rescue Systems, Inc. manufactures a few different types of edge protection. You can count on our products to meet your technical and industrial needs with safe, innovative equipment .



Edge Rollers
Line Management

RSI Edge Roller fully protects rope from corners and other points of friction. Uses aluminum rollers mounted on bushings for extended wear. Does not groove or seize-up. Alloy aluminum construction, steel fittings. Lightweight and low profile. Four connecting points for easy attachment. Works best on 90 degree corners like window ledges and parapet walls. Can also be used as small diameter hose roller.

RSI Confined Space Line Management Kit features a 5 line edge protection management system designed for the demands of confined space rescue. The 5 roller design protects rope from corners and other points of friction.


RSI Line Saver is similar to units that have been in use at ski resorts for many years. Our line saver is finely crafted of stainless steel for permanence. Precision bending and perfect flaring of the tube ends assure flawless performance. Designed for 7/16" to 1/2" rope. Perfect for zip wire evacuations. Weight: 6 oz.
(NOT PICTURED IN CATALOG AT THIS TIME)

EDGE PROTECTION

RSI Edge Roller: 611001

Color: Gold

Weight: 33 oz.



RSI Confined Space Multipurpose Line Management System: 611005

Colors: Red or Gold

Weight: 49 oz.



Rescue Systems, Inc. is well known for our haul safes. Our signature product is available in a kit featuring a vapor tight case or bag with everything you need to create a stable rigging system. The pulley itself can be used alone in many different rescue scenarios. We also manufacture these in a military version featuring special anti corrosive anodizing.



Haul Safe Pulleys
Haul Safe Kits

RSI Haul Safe Pulleys include a spring-loaded cam to secure the rope. Used for mechanical advantage, block and tackle, line transfer, etc. Heavy duty life support one piece design. Designed for 7/16" rope but will accept 1/2" NFPA lines. Available In either single or double sheave models for a wide variety of uses.

RSI Haul Safe Kit is an innovative hauling/raising system with built-in safety grab (cam). The 4:1 unit provides the ideal mechanical advantage for man-hole and vessel extrications. If the cam is pinned open with the safety pin the unit can be used as a double sheave pulley. Once the Haul Safe is attached to rigging point and worker is properly secured to the haul safe w/safety cam engaged, unit works as a hauling system with a "deadman's" safety. Even if the hauling team is incapacitated, the victim is secure and will not fall. The attached cable allows remote control of the safety cam. This makes it possible to place the Haul Safe unit where it cannot be directly accessed. The swing cheek design of the pulley side plates allows placement at any point on the rope. The Haul-Safe frame is constructed of color anodized high tensile aluminum alloy. Included safety pin holds cam in either open (rope will run freely in both directions) or in safety position—rope will move in hauling direction only and cannot be removed or fall out when safety is engaged.

HAUL SAFES

RSI Single Sheave Haul Safe Pulley: SHS2

Colors: Red or Military Green

Weight: 33 oz. Dimensions: 3 1/2" x 11".

M.B.S.: 10,000 lbf.

Weight: 24 oz. W.L.L. 1,000 lbs.



RSI Double Sheave Haul Safe Pulley: DHS2

Colors: Red or Military Green

Dimensions: 3 1/2" x 11". M.B.S.: 10,000 lbf.

Weight: 24 oz. W.L.L. 1,000 lbs.

RSI Double Haul Safe Kit w/ Case 200': DHS2-K-C

- 1- Haul Safe 4:1 Rescue Device
- 200'- One End Sewn Eye 7/16" Rope
- 2- Autolock Carabiners
- 1- 10mm MR Link Standard Gate
- 1- Vapor Tight Storage Case
- 1- 2" Double Sheave Pulley with Becket



RSI Double Haul Safe Kit w/ Bag 200': DHS2-K-B

- 1- Haul Safe 4:1 Rescue Device
- 200'- One End Sewn Eye 7/16" Rope
- 2- Autolock Carabiners
- 1- 10mm MR Link Standard Gate
- 1- XL Soft Rope Bag
- 1- 2" Double Sheave Pulley with Becket